

ITEM CODE	PRODUCT
<b>aScope 4 Broncho flexible single-use bronchoscope</b>	
476 001 000	aScope 4 Broncho Slim 3.8/1.2
477 001 000	aScope 4 Broncho Regular 5.0/2.2
478 001 000	aScope 4 Broncho Large 5.8/2.8
<b>aScope BronchoSampler</b>	
480 200 000	aScope BronchoSampler specimen sampling system
480 300 000	aScope BronchoSampler SC sample container
<b>aScope 4 Broncho Sampler Set</b>	
477 501 000	aScope 4 Broncho Regular Sampler Set
478 501 000	aScope 4 Broncho Large Sampler Set
<b>aView 2 Advance monitor</b>	
405 011 000	aView 2 Advance monitor
<b>aView monitor</b>	
405 002 000	aView monitor

## A HISTORY OF BREAKTHROUGH IDEAS

Ambu has been bringing the solutions of the future to life since 1937. Today, millions of patients and healthcare professionals worldwide depend on the efficiency, safety and performance of our single-use endoscopy, anaesthesia, and patient monitoring & diagnostics solutions.

The manifestations of our efforts have ranged from early innovations like the Ambu® Bag™ resuscitator and the Ambu® BlueSensor™ electrodes to our newest landmark solutions like the Ambu® aScope™ - the world's first single-use flexible endoscope. Moreover, we continuously look to the future with a commitment to deliver innovative quality products that have a positive impact on your work.

Headquartered near Copenhagen in Denmark, Ambu employs approximately 4,200 people in Europe, North America and the Asia Pacific.

For more information, please visit [ambu.com](http://ambu.com)

# Ambu

Ambu A/S  
 Baltorpbakken 13  
 DK - 2750 Ballerup  
 Denmark  
 Tlf.: +45 7225 2000  
[ambu.com](http://ambu.com)

PUB-000944 - 2020/10 - Ambu A/S. Technical data may be modified without further notice. Marcom ID: 9617

# THE ALL-IN-ONE BRONCHO SAMPLER SET

Ambu® aScope™ BronchoSampler



**Ambu**

# Ambu® aScope™ 4 Broncho Sampler Set

## Improves patient safety and simplifies workflow


For clinicians who perform bronchial wash (BW) and bronchoalveolar lavage (BAL) procedures, the single-use Ambu® aScope™ 4 Broncho Sampler Set is an integrated solution that improves safety and simplifies sampling workflow. Unlike other sampling solutions, the aScope 4 Broncho Sampler Set is a closed-loop system, which reduces the risk of contamination and sample loss.

In addition, because it is single-use, the aScope 4 Broncho Sampler Set is always available, sterile and ready to go when you need it. The result? Fewer lost and contaminated samples, fewer workflow delays and increased safety for you, your team and your patients.

## A complete, plug-and-play solution

As a single-use, sterile, closed-loop system, aScope 4 Broncho Sampler Set reduces the risk of sample loss and guarantees sample quality from start to finish. aScope BronchoSampler is packaged together with aScope 4 Broncho Regular (5.0/2.2) and aScope 4 Broncho Large (5.8/2.8) bronchoscopes, respectively, to give you maximum value.

The aScope BronchoSampler and bronchoscopes connect seamlessly, and the solution has all the critical components you need. It includes a vacuum bypass feature that enables you to change between suction and sampling without a suction-tube switch.





Closed-loop system

## THE ALL-IN-ONE Ambu® aScope™ 4 Broncho Sampler Set

Unlike other sampling solutions, the aScope 4 Broncho Sampler Set is a closed-loop system, which reduces the risk of contamination and sample loss.

# STERILE STRAIGHT FROM THE PACK



## Growing concerns about contamination

BAL and BW are routine bedside bronchoscopy procedures performed to obtain fluid samples in an effective and relatively non-invasive manner.

However, there is growing concern that even with the most stringent high-level disinfection procedures, sterility cannot be assured. This potentially puts your patients at risk.

Closed-loop system

## aScope™ 4 Broncho Sampler Set

The aScope 4 Broncho Sampler Set increases safety for you and your patients because, you get a brand-new, sterile bronchoscope and sample containers straight from the pack every time.

# READY WHEN YOU ARE

The aScope 4 Broncho Sampler Set is ready when you are, reducing the risks and frustrations associated with waiting. It can be stored directly in the units, so you can simply grab the aScope 4 Broncho Sampler Set with the accessories you need to take a sample.

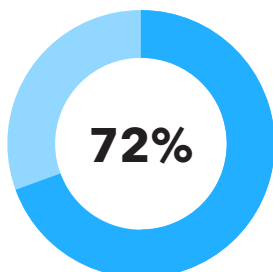
The lightweight, ergonomic design of the aScope 4 bronchoscopes, with their high-bending angles and smooth and precise tip motion, makes it easy to handle throughout a long day of procedures.

It is portable, easy to set up and intuitive to use saving you valuable time. So you can focus less on planning and more on what matters most: your patients.



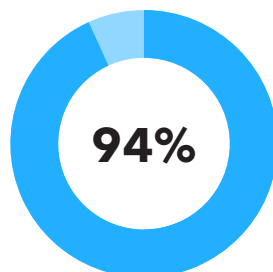
## AMBU CONJOINT ANALYSIS REPORT<sup>1</sup>

Fewer lost samples



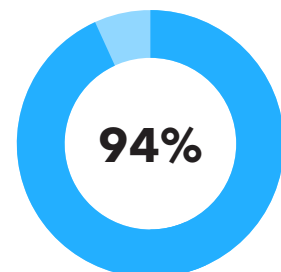
of clinicians have lost a sample

Always available



of ICU doctors often must wait for a bronchoscope

Lower contamination risks



of doctors are concerned about contamination during BAL/BW procedures

<sup>1</sup>Ambu Conjoint Analysis Report, : A survey of 116 physicians practicing in the ICU and/or bronchoscopy suites (BS) in the US and UK in 2019

# The Ambu® aView™ 2 Advance monitor



## Enables you to clearly visualize the bronchial segments

The aScope 4 bronchoscopes easily connect to the high-quality, full-HD portable Ambu® aView™ 2 Advance monitor, which gives you:

### Excellent imaging

Advanced image processing with adaptive light control on a 12.8-inch anti-reflective touchscreen ensures continuous optimization of the image quality.



### Flexibility and mobility

The aView 2 Advance monitor is easy to manoeuvre into a comfortable working position close to you and your patient. The monitor fits into small spaces and can be rotated 180-degrees, allowing you to connect it in the best position for that specific clinical situation. The graphical user interface will adapt automatically.



The aView 2 Advance monitor is easy to manoeuvre into a comfortable working position close to you and your patient



The aScope 4 Broncho Sampler Set was designed to work together as one closed-loop system

## Connectivity now and in the future

You can easily transfer your recorded patient imaging data to the PACS to enable access from the EHR system. If you need a larger image, you can connect to high-quality external monitors (via HDMI or 3G-SDI outputs).

This forward-thinking design enables you to upgrade and take advantage of the latest imaging capabilities, advanced features and future Ambu endoscope releases. Repair options are available to help extend the lifetime of your investment if an unexpected problem should occur.

Learn more

### aScope™ 4 Broncho Sampler Set

Find out more about the aScope 4 Broncho Sampler Set closed-loop system and how it reduces the risk of contamination and sample loss on [ambu.com/BronchoSamplerSet](http://ambu.com/BronchoSamplerSet)